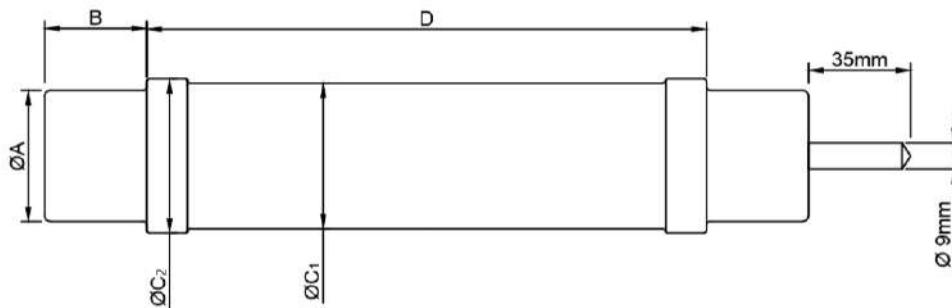


	With Trip-activated Striker Pin	With Thermally-activated Striker Pin
Item Code	S4A4200.08	S4T4200.08
Description	$U_n=24\text{kV}$, $I_n=200\text{A}$, $I_{RC}=125\text{A}$, $D=442\text{mm}$	
Application	Indoor & Outdoor	
Standards	IEC 60282-1, DIN 43625, VDE0670-4	

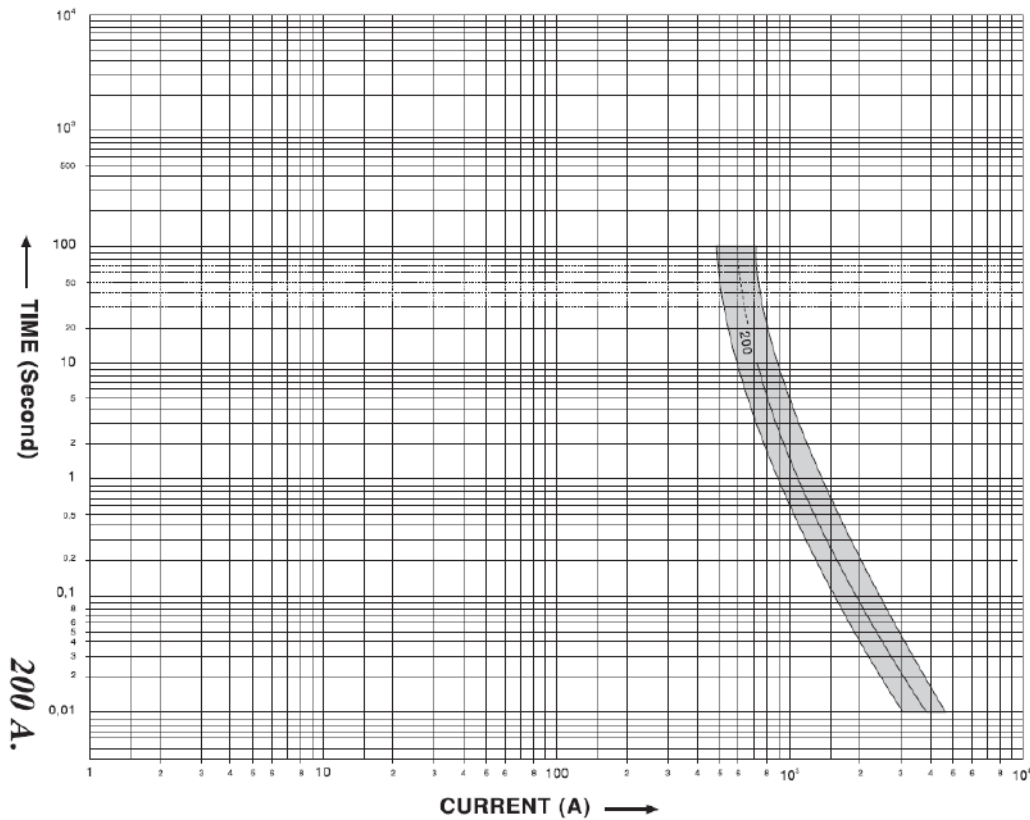


MECHANICAL CHARACTERISTICS						
$\varnothing A$ (± 1)	B (+2, -0)	D (+0, -1)	$\varnothing C_1$ (± 2)	$\varnothing C_2$ (± 2)	Striker Force*	Weight
mm	mm	mm	mm	mm	N	kg
45	33	442	86	86	80	6

ELECTRICAL CHARACTERISTICS						
Rated Voltage (U_n)	Rated Current (I_n)	Rated Breaking Current (I_1)	Rated Frequency (f)	Minimum Breaking Current (I_3)	Cold Resistance (R) ($\pm 10\%$) (20°C)	Power Loss
kV	A	kA	Hz	A	m Ω	W
24	200 _{RC125}	63	50	800	7,2	186

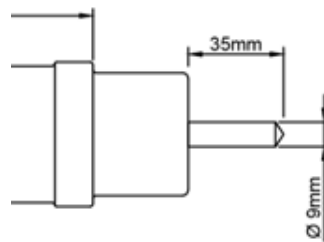
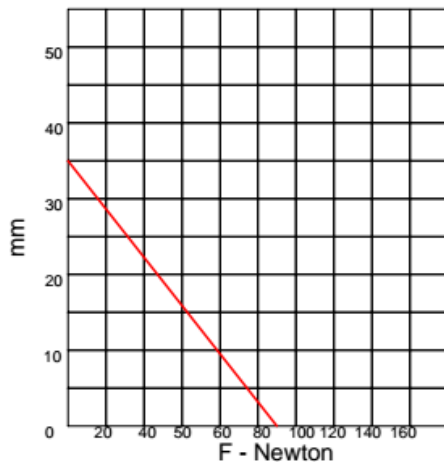
*Different striker pin types and forces are available upon request. Please refer to 2nd page for selection.

Time – Current Curve



Striker Pin Information

Travel – Force Diagram:



Striker Pin: 80N Force, medium class as per IEC 60282-1

Type and Force Selection:

S4□4200.□□

Striker Type:
 A: Operates when fuse breaks the current
 T: Thermally activated (F=80N only)
 O: Optical indication
 Z: Without striker

Striker Force:
 05: F=50N
 08: F=80N
 12: F=120N
 Not used if Striker Type digit is "O" or "Z"