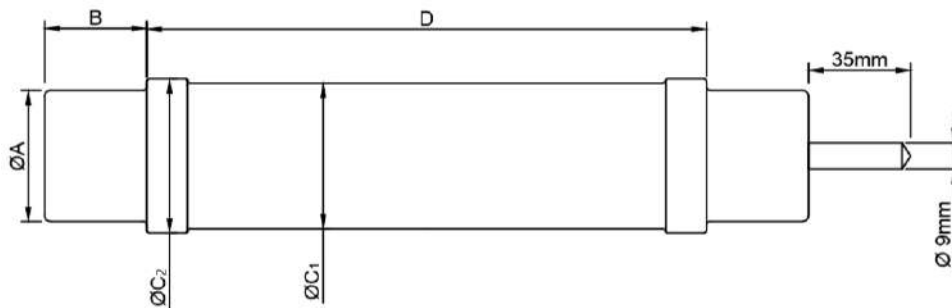


	With Trip-activated Striker Pin	With Thermally-activated Striker Pin
<b>Item Code</b>	S4A4080.08	S4T4080.08
<b>Description</b>	$U_n=24\text{kV}$ , $I_n=80\text{A}$ , $D=442\text{mm}$	
<b>Application</b>	Indoor & Outdoor	
<b>Standards</b>	IEC 60282-1, DIN 43625, VDE0670-4	

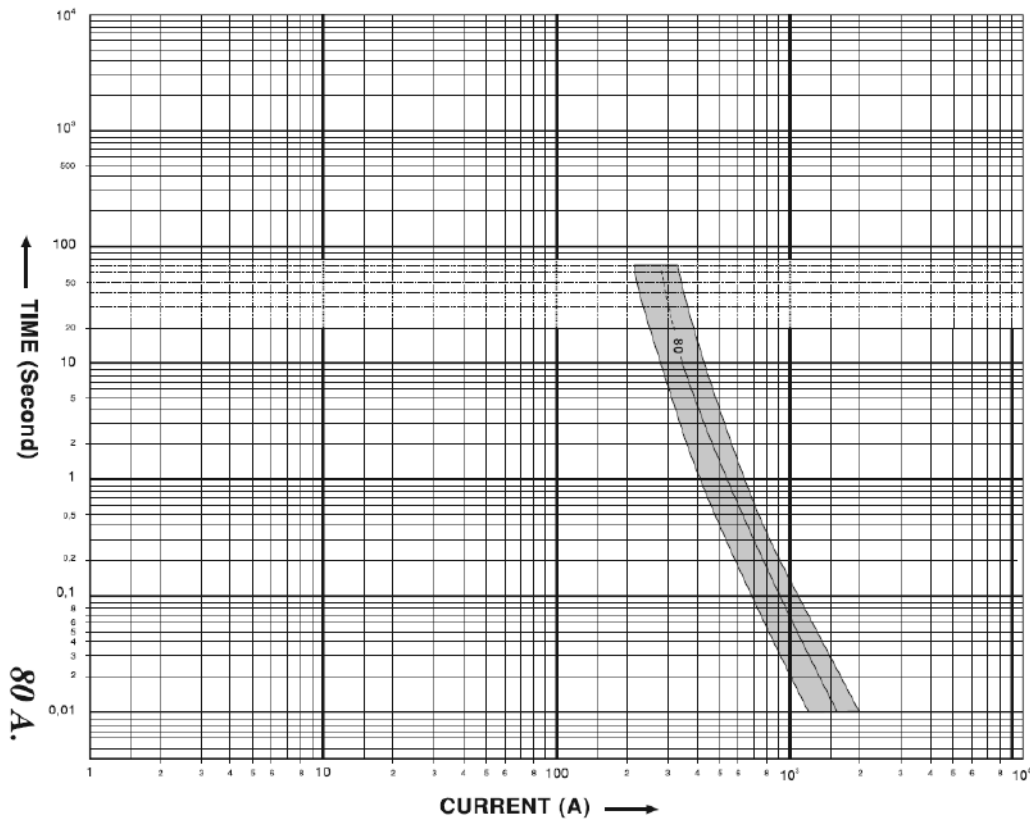


MECHANICAL CHARACTERISTICS						
$\varnothing A$ ( $\pm 1$ )	B (+2, -0)	D (+0, -1)	$\varnothing C_1$ ( $\pm 2$ )	$\varnothing C_2$ ( $\pm 2$ )	Striker Force*	Weight
mm	mm	mm	mm	mm	N	kg
45	33	442	86	86	80	6

ELECTRICAL CHARACTERISTICS						
Rated Voltage ( $U_n$ )	Rated Current ( $I_n$ )	Rated Breaking Current ( $I_1$ )	Rated Frequency (f)	Minimum Breaking Current ( $I_3$ )	Cold Resistance (R) ( $\pm 10\%$ ) (20°C)	Power Loss
kV	A	kA	Hz	A	m $\Omega$	W
24	80	63	50	413	14,2	144

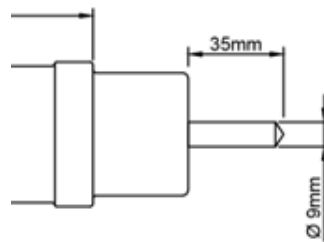
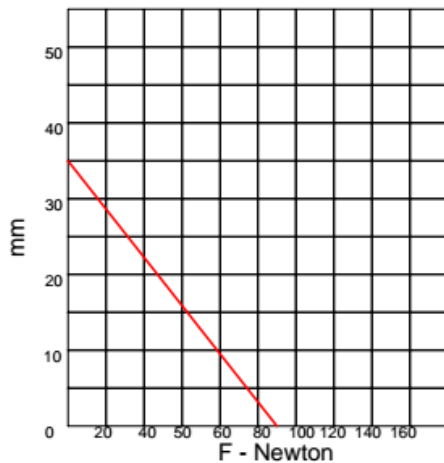
\*Different striker pin types and forces are available upon request. Please refer to 2<sup>nd</sup> page for selection.

**Time – Current Curve**



**Striker Pin Information**

**Travel – Force Diagram:**



**Striker Pin:** 80N Force, medium class as per IEC 60282-1

**Type and Force Selection:**

S4□4080.□□

**Striker Type:**  
 A: Operates when fuse breaks the current  
 T: Thermally activated (F=80N only)  
 O: Optical indication  
 Z: Without striker

**Striker Force:**  
 05: F=50N  
 08: F=80N  
 12: F=120N  
 Not used if Striker Type digit is "O" or "Z"